

Signify Classified - Internal
Cooper Lighting Solutions Photometric Lab
1121 Highway 74 South
Peachtree City, GA 30269



Scaled data based on original data using
LM-79-08 Approved Method: Electrical and Photometric Measurements of Solid-
State Lighting Products

Test Report Prepared for
Cooper Lighting Solutions
(formerly Eaton)

Brand: INVUE

Report Number: P880474

Luminaire Tested: **EMM2-HSN-VA3-730-U-CQ**

Issue Date: 10/01/2024



Test Information

Test Method: LM-79-08
Report Number: P880474
Test Lab: INNOVATION CENTER(G3)
Issue Date: 10/01/2024
Manufacturer: COOPER LIGHTING SOLUTIONS (FORMERLY EATON)
Product Line: INVUE
Catalog Number: EMM2-HSN-VA3-730-U-CQ
Description: EPIC MODERN SHORT HOUSING 3W 70CRI 3000K VISUAL COMFORT FIXTURE w/
TYPE V CONCENTRATED DISTRIBUTION OPTIC
Light Source: (1) 3000K CCT, 70 CRI LEDS
Ballast/Driver: ELECTRONIC DRIVER

Summary

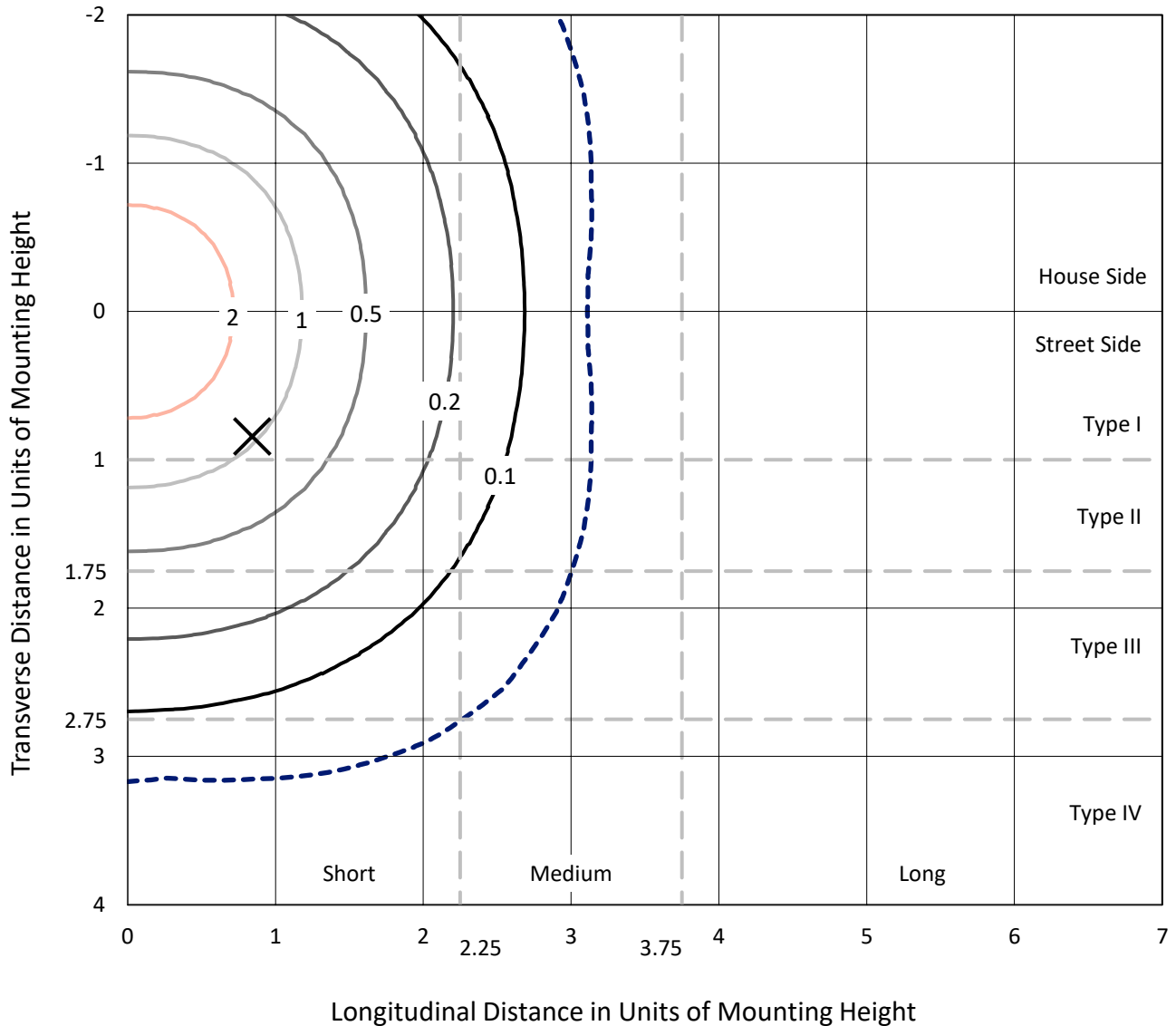
Lumens per Lamp: N/A
Luminaire Lumens: 3871 lumens
Efficiency: N/A
Efficacy: 79.0 lumens/watt
Luminous Opening: Circular (Dia: 1.12' x H: 0')
IES Classification: Type V - Short
BUG Rating: B2 - U0 - G1

Input Watts (W): 49
Input Voltage (V): 120
Input Current (Ain): NR
Voltage Rise (V): NR
Power Factor: 0.99
Total Harmonic Distortion (THDi): 11%
Frequency (hertz): 60
Stabilization Time: NR
Operation Time: NR
Ambient Temperature (°C): NR
Test Distance: 24 FT

REPORT NUMBER: P880474
 CATALOG NUMBER: EMM2-HSN-VA3-730-U-CQ

Iso-Footcandle Lines of Horizontal Illumination

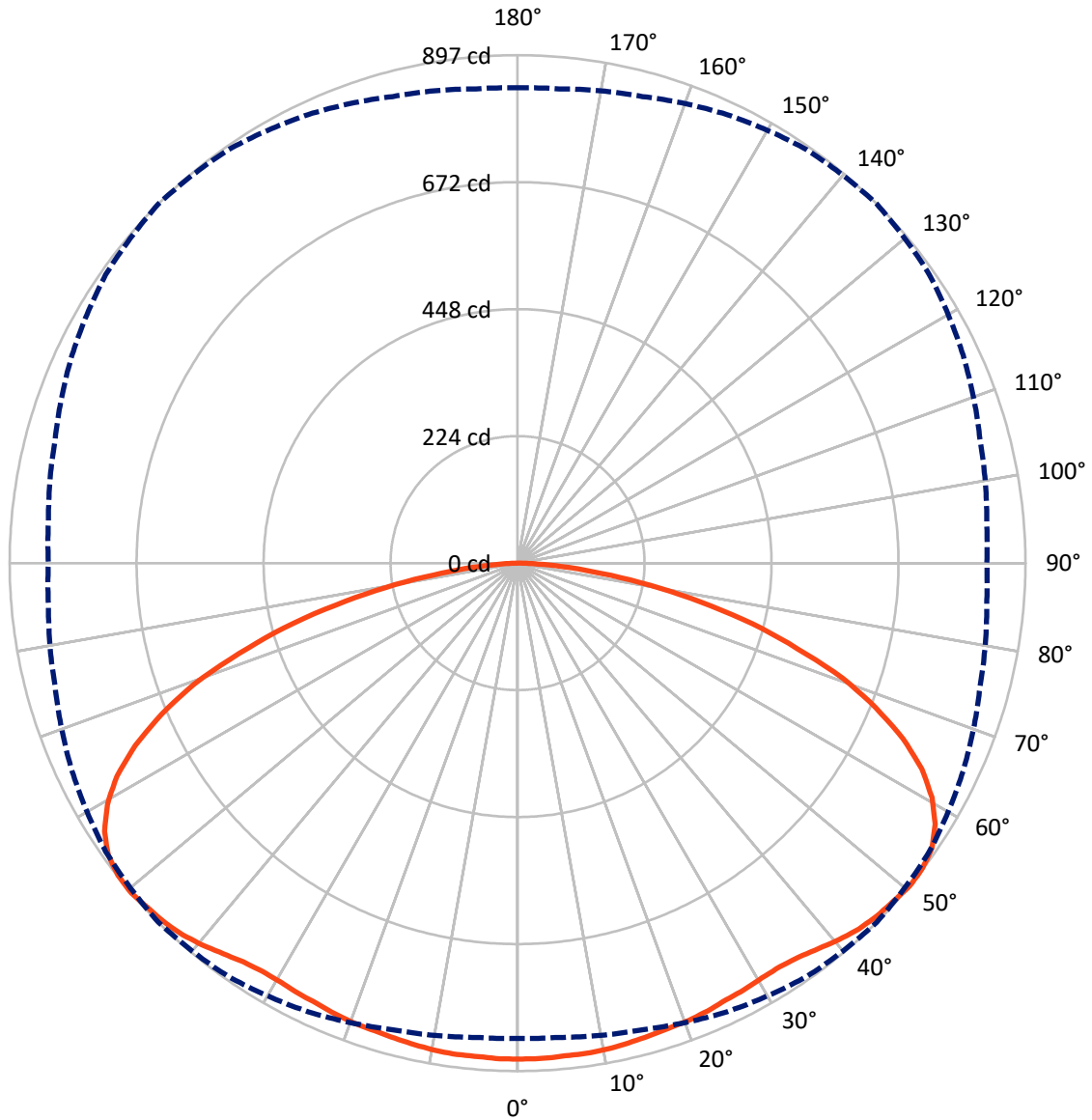
✕ Max cd
 - - - 1/2 Max cd



Based on 15 foot mounting height. Maximum calculated value = 3.9 fc
 Type V - Short - N/A

REPORT NUMBER: P880474
CATALOG NUMBER: EMM2-HSN-VA3-730-U-CQ

Luminous Intensity Polar Plot



— Vertical Plane Through 45-Deg Lateral - - - Horizontal Cone Through 50-Deg Vertical

REPORT NUMBER: P880474

CATALOG NUMBER: EMM2-HSN-VA3-730-U-CQ

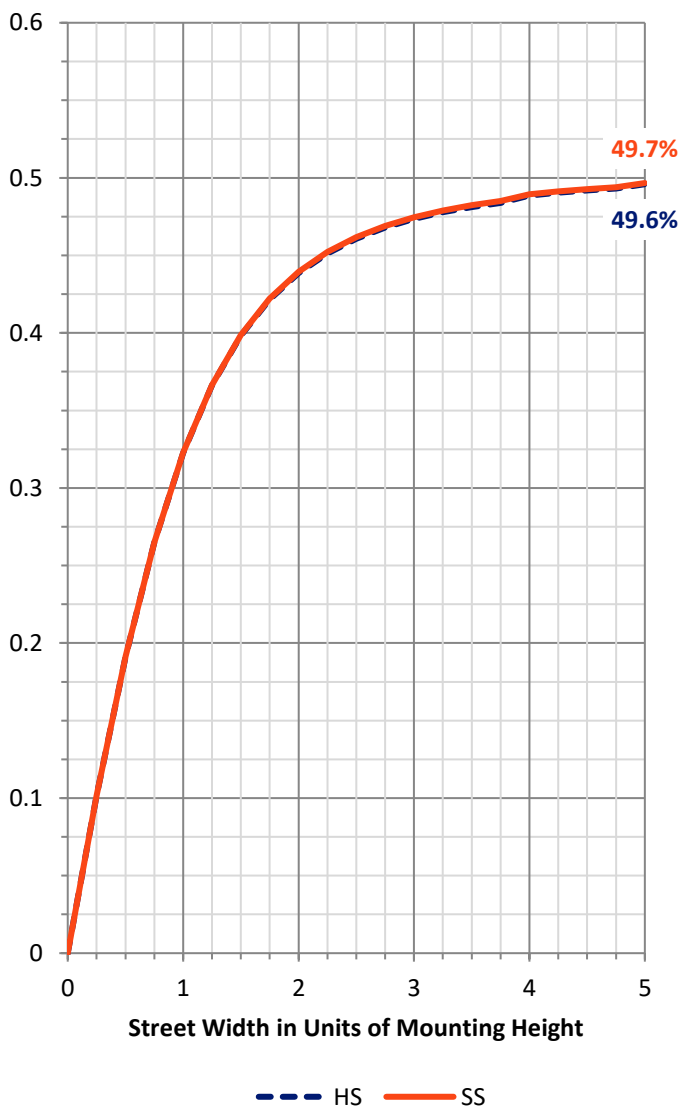
FLUX DISTRIBUTION:

		Downward	Upward	Total
House Side	Lumens	1935.5	0.0	1935.5
	% Fixture	50.0	0.0	50.0
Street Side	Lumens	1935.5	0.0	1935.5
	% Fixture	50.0	0.0	50.0
Total	Lumens	3871.0	0.0	3871.0
	% Fixture	100.0	0.0	100.0

Coefficient of Utilization

ZONAL LUMENS:

Zone	Lumens	% Fixture
0°-10°	83.4	2.2
10°-20°	245.3	6.3
20°-30°	394.5	10.2
30°-40°	532.7	13.8
40°-50°	669.7	17.3
50°-60°	752.8	19.4
60°-70°	685.5	17.7
70°-80°	413.9	10.7
80°-90°	93.3	2.4
90°-100°	0.0	0.0
100°-110°	0.0	0.0
110°-120°	0.0	0.0
120°-130°	0.0	0.0
130°-140°	0.0	0.0
140°-150°	0.0	0.0
150°-160°	0.0	0.0
160°-170°	0.0	0.0
170°-180°	0.0	0.0
0°-90°	3871.0	100.0
0°-180°	3871.0	100.0



REPORT NUMBER: P880474

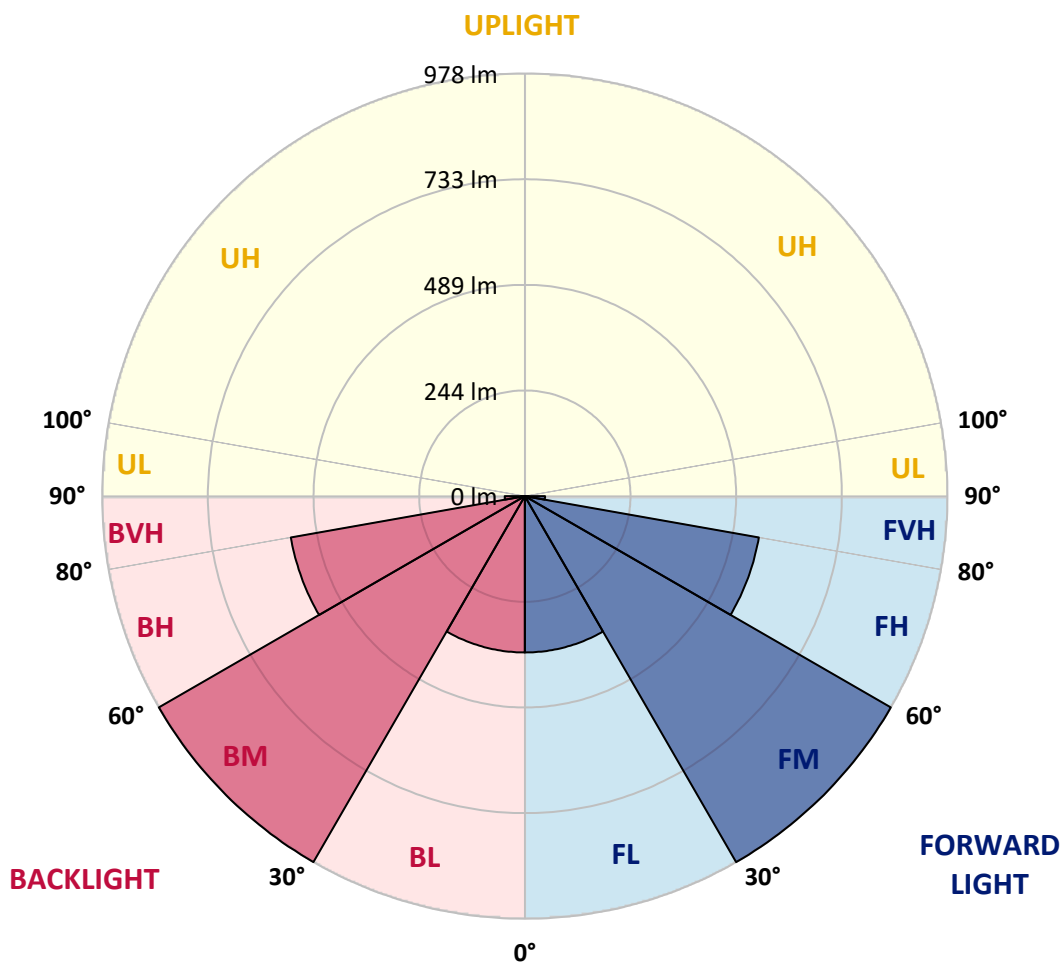
CATALOG NUMBER: EMM2-HSN-VA3-730-U-CQ

LUMINAIRE CLASSIFICATION SYSTEM LUMEN TABLE AND BUG RATING:

Zone	Lumens	% Fixture	Zone Rating/Lumen Limit		
			B	U	G
FL (0°-30°)	361.6	9.3			
FM (30°-60°)	977.5	25.3			
FH (60°-80°)	549.7	14.2			G0/660
FVH (80°-90°)	46.7	1.2			G1/100
BL (0°-30°)	361.6	9.3	B1/500		
BM (30°-60°)	977.5	25.3	B1/1000		
BH (60°-80°)	549.7	14.2	B2/1000		G0/660
BVH (80°-90°)	46.7	1.2			G1/100
UL (90°-100°)	0.0	0.0		U0/0	
UH (100°-180°)	0.0	0.0		U0/0	

BUG Rating: B2-U0-G1

Type V Short





REPORT NUMBER: P880474

CATALOG NUMBER: EMM2-HSN-VA3-730-U-CQ

CANDELA DISTRIBUTION (FULL):

	0°	5°	15°	25°	35°	45°	55°	65°	75°	85°	90°
0°	875.3	875.3	875.3	875.3	875.3	875.3	875.3	875.3	875.3	875.3	875.3
2.5°	875.3	875.3	875.3	875.3	875.3	875.3	875.3	875.3	875.3	875.3	875.3
5°	873.7	873.7	873.7	873.7	873.7	873.7	873.7	873.7	873.7	873.7	875.3
7.5°	872.2	873.7	873.7	872.2	873.7	873.7	873.7	873.7	873.7	873.7	873.7
10°	870.7	870.7	872.2	872.2	872.2	872.2	872.2	872.2	872.2	872.2	870.7
12.5°	867.7	869.2	869.2	869.2	869.2	869.2	869.2	869.2	869.2	869.2	869.2
15°	866.1	866.1	866.1	866.1	866.1	866.1	866.1	866.1	864.6	864.6	866.1
17.5°	861.6	861.6	863.1	863.1	863.1	863.1	863.1	863.1	861.6	861.6	861.6
20°	858.5	858.5	860.1	860.1	860.1	861.6	860.1	858.5	858.5	858.5	858.5
22.5°	855.5	855.5	857.0	857.0	858.5	858.5	857.0	857.0	855.5	855.5	855.5
25°	852.5	852.5	852.5	854.0	855.5	854.0	854.0	852.5	851.0	849.4	849.4
27.5°	847.9	847.9	847.9	851.0	851.0	852.5	851.0	849.4	846.4	844.9	844.9
30°	843.4	843.4	844.9	847.9	849.4	849.4	847.9	844.9	841.8	840.3	840.3
32.5°	838.8	840.3	841.8	846.4	847.9	849.4	846.4	843.4	838.8	835.8	835.8
35°	838.8	838.8	843.4	847.9	852.5	854.0	851.0	844.9	838.8	834.2	834.2
37.5°	840.3	841.8	847.9	854.0	860.1	863.1	858.5	851.0	841.8	835.8	835.8
40°	846.4	846.4	854.0	864.6	872.2	873.7	869.2	858.5	846.4	838.8	837.3
42.5°	849.4	851.0	858.5	870.7	879.8	882.9	876.8	864.6	849.4	838.8	837.3
45°	849.4	851.0	860.1	873.7	885.9	888.9	882.9	867.7	851.0	840.3	837.3
47.5°	844.9	846.4	858.5	875.3	888.9	892.0	884.4	869.2	849.4	837.3	834.2
50°	838.8	840.3	852.5	873.7	890.5	896.5	887.4	867.7	844.9	831.2	828.2
52.5°	826.6	828.2	844.9	867.7	888.9	895.0	884.4	863.1	835.8	820.6	817.5
55°	808.4	811.4	828.2	855.5	879.8	887.4	875.3	851.0	822.1	803.8	800.8
57.5°	784.1	785.6	805.4	835.8	861.6	869.2	857.0	831.2	799.3	779.5	778.0
60°	749.1	752.2	775.0	805.4	832.7	840.3	828.2	800.8	767.4	746.1	744.6
62.5°	706.6	709.6	730.9	765.9	793.2	800.8	788.6	759.8	726.3	703.6	702.0
65°	653.4	656.4	677.7	711.2	740.0	747.6	737.0	706.6	673.2	651.9	648.9
67.5°	594.1	597.2	616.9	645.8	671.6	682.3	671.6	645.8	613.9	588.1	585.0
70°	522.7	522.7	542.5	571.4	595.7	609.3	595.7	569.8	537.9	516.6	516.6
72.5°	448.3	445.2	463.5	490.8	510.6	516.6	513.6	490.8	460.4	440.7	437.6
75°	358.6	364.7	378.4	398.1	419.4	428.5	417.9	398.1	376.9	360.1	358.6
77.5°	278.1	282.6	294.8	311.5	323.7	329.7	326.7	311.5	288.7	281.1	278.1
80°	196.0	199.1	209.7	221.9	231.0	237.1	232.5	220.3	208.2	200.6	197.5
82.5°	127.6	126.1	135.2	142.8	150.4	148.9	147.4	138.3	133.7	127.6	126.1
85°	65.3	66.9	66.9	74.5	76.0	79.0	77.5	74.5	66.9	63.8	65.3
87.5°	21.3	21.3	22.8	22.8	25.8	25.8	27.4	24.3	22.8	19.8	19.8
90°	0.0	0.0	0.0	0.0	0.0	0.0	0.0	0.0	0.0	0.0	0.0

LM-79-2019: Approved Method: Electrical and Photometric Measurements of Solid-
State Lighting Products

Report Prepared for

Cooper Lighting Solutions

Streetworks

Report Number: SP1-2407-176-3

Test Date: 09/24/2024

Luminaire Tested: MEM2-HTN-VA-30-730-U-WQ

Data in this report applies to families of products including MEM2-HTN-VA-30-730-U-WQ

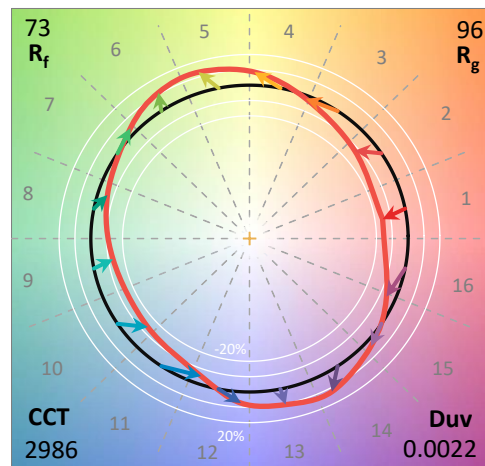
Test Information

Test Method: LM-79-2019
 Report Number: SP1-2407-176-3
 Test Lab: COOPER LIGHTING SOLUTIONS
 Photometer: SP1 - 76IN SPHERE
 Measurement Geometry: 4π
 Issue Date: 09/27/2024
 Manufacturer: COOPER LIGHTING SOLUTIONS
 Product Line: Streetworks
 Catalog Number: **MEM2-HTN-VA-30-730-U-WQ**
 Description: EPIC MODERN VISUAL COMFORT 30W WAVESTREAM WIDE

Spectral Parameters

CCT (K): 2986
 CIE u': 0.2503
 CIE v': 0.5248
 Duv: 0.0022
 CIE x: 0.4413
 CIE y: 0.4112
 CIE z: 0.1476
 Peak Wavelength (nm): 596
 Dominant Wavelength (nm): 582
 Purity: 55.87534
 Rf: 73.2
 Rg: 95.9

CRI (Ra):	71.3		
R1:	68.5	R9:	-25.2
R2:	79.2	R10:	51.0
R3:	88.4	R11:	63.6
R4:	69.4	R12:	39.8
R5:	66.3	R13:	69.9
R6:	70.0	R14:	92.9
R7:	80.1	R15:	61.4
R8:	48.3		



Test Conditions

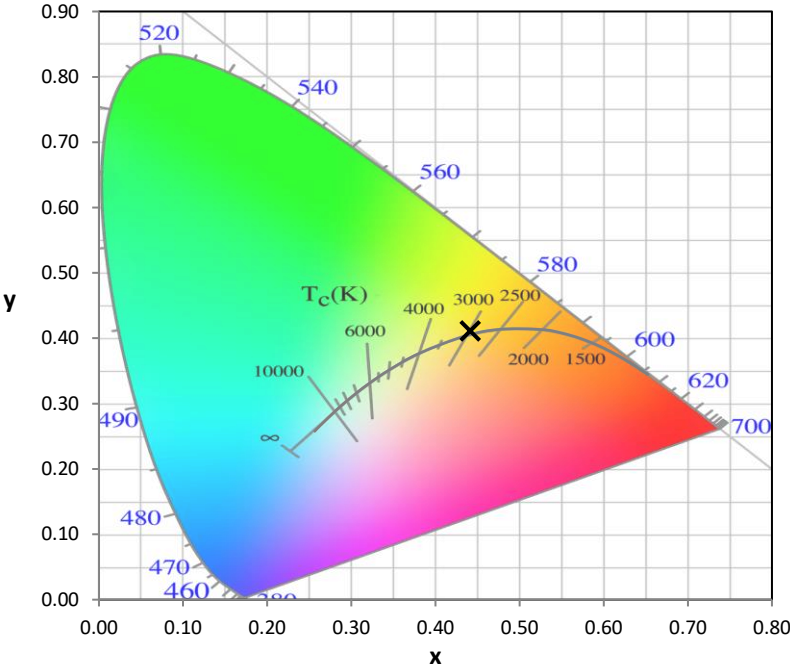
Stabilization Time: 27M
 Operation Time: 1H 27M
 Sphere Temperature (°C): 25.2

REPORT NUMBER: SP1-2407-176-3

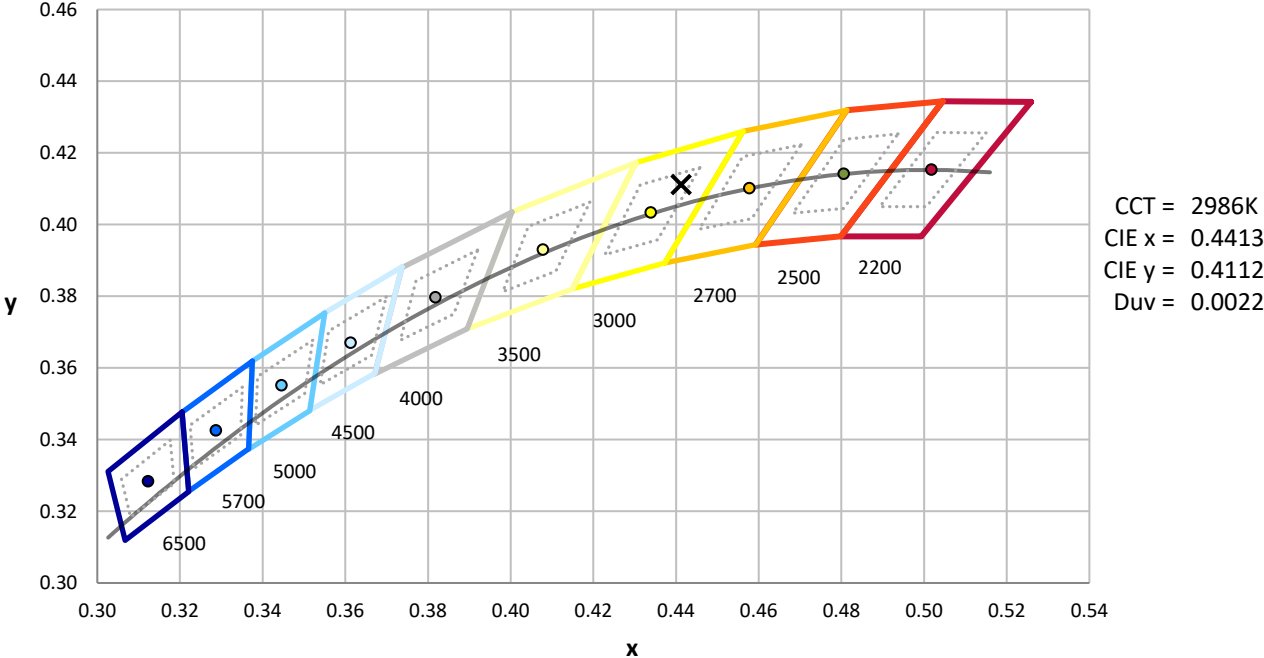
Measurement and Test Equipment			
Instrument	Identification Number	Calibration Date	Calibration Due Date
Photometer	IN0058	6/18/2024	12/18/2024
Power Meter	INXT2011004	2/8/2024	2/8/2025
AC Power Source	IN0063	10/24/2023	10/24/2024
DC Power Source	IN0208	10/24/2023	10/24/2024
Sphere Thermometer	IN0085	10/24/2023	10/24/2024
Room Thermometer	IN0046	10/24/2023	10/24/2024

REPORT NUMBER: SP1-2407-176-3

CIE 1931 Chromaticity Diagram



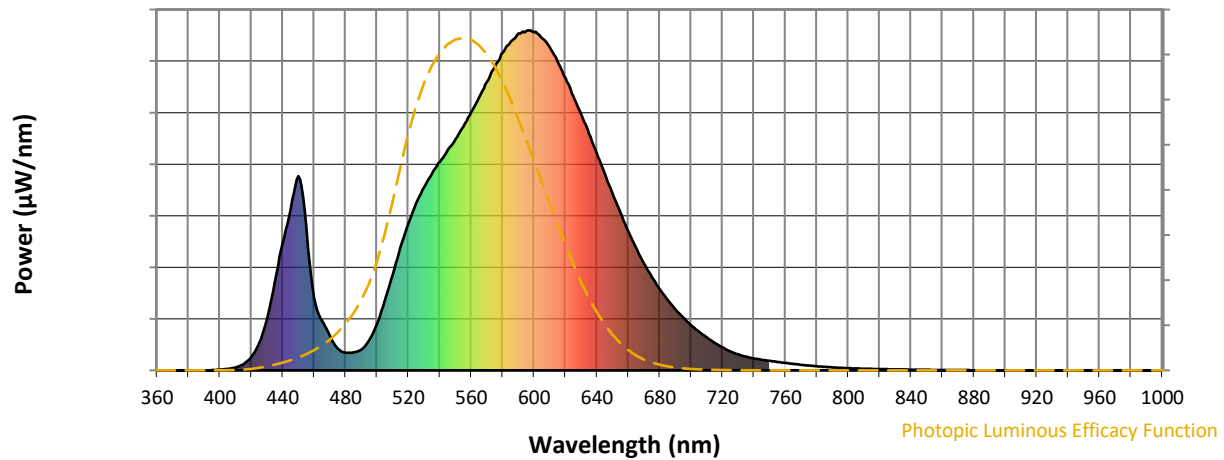
CIE 1931 Chromaticity Diagram with 2017 ANSI 7-Step and 4-Step Quadrangles



Point lies inside the ANSI 3000K 4-step quadrangle

REPORT NUMBER: SP1-2407-176-3

Photopic Flux vs. Wavelength

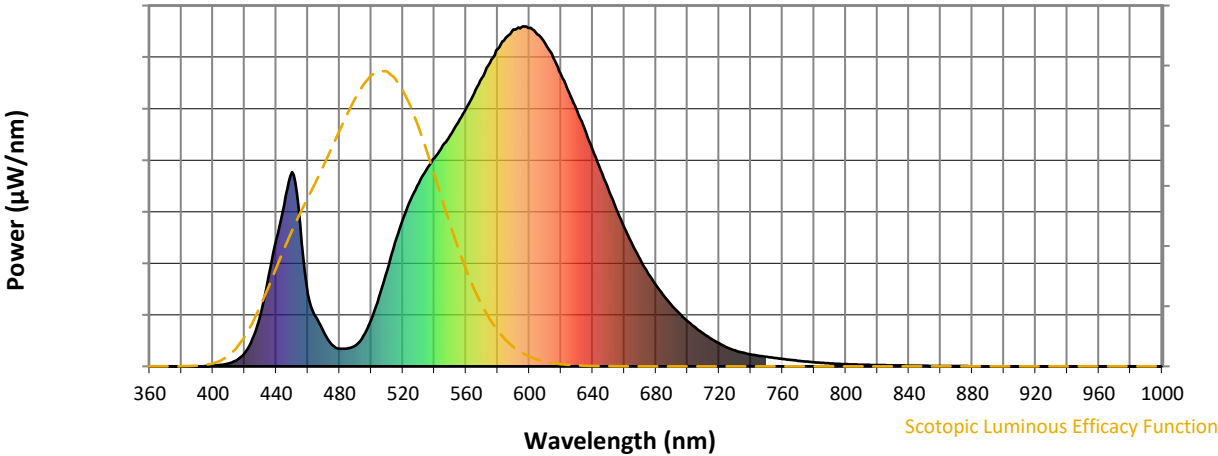


Photopic Lumens: NR

λ (nm)	Power W [^] /nm	Lumens (φ/nm)	λ (nm)	Power W [^] /nm	Lumens (φ/nm)	λ (nm)	Power W [^] /nm	Lumens (φ/nm)	λ (nm)	Power W [^] /nm	Lumens (φ/nm)	λ (nm)	Power W [^] /nm	Lumens (φ/nm)
360	0	NR	490	61	NR	620	859	NR	750	28	NR	880	0	NR
365	0	NR	495	88	NR	625	807	NR	755	25	NR	885	0	NR
370	0	NR	500	137	NR	630	753	NR	760	22	NR	890	0	NR
375	0	NR	505	205	NR	635	697	NR	765	19	NR	895	0	NR
380	0	NR	510	281	NR	640	637	NR	770	16	NR	900	0	NR
385	0	NR	515	363	NR	645	578	NR	775	14	NR	905	0	NR
390	0	NR	520	432	NR	650	520	NR	780	12	NR	910	0	NR
395	1	NR	525	492	NR	655	463	NR	785	10	NR	915	0	NR
400	2	NR	530	539	NR	660	409	NR	790	9	NR	920	0	NR
405	4	NR	535	579	NR	665	359	NR	795	8	NR	925	0	NR
410	9	NR	540	613	NR	670	315	NR	800	6	NR	930	0	NR
415	18	NR	545	648	NR	675	274	NR	805	6	NR	935	0	NR
420	39	NR	550	680	NR	680	239	NR	810	5	NR	940	0	NR
425	81	NR	555	717	NR	685	207	NR	815	4	NR	945	0	NR
430	151	NR	560	759	NR	690	180	NR	820	4	NR	950	0	NR
435	263	NR	565	803	NR	695	155	NR	825	3	NR	955	0	NR
440	375	NR	570	848	NR	700	133	NR	830	3	NR	960	0	NR
445	474	NR	575	892	NR	705	114	NR	835	3	NR	965	0	NR
450	571	NR	580	933	NR	710	97	NR	840	2	NR	970	0	NR
455	421	NR	585	966	NR	715	81	NR	845	2	NR	975	0	NR
460	214	NR	590	991	NR	720	67	NR	850	2	NR	980	0	NR
465	146	NR	595	998	NR	725	55	NR	855	1	NR	985	0	NR
470	101	NR	600	995	NR	730	47	NR	860	1	NR	990	0	NR
475	64	NR	605	977	NR	735	40	NR	865	1	NR	995	0	NR
480	52	NR	610	949	NR	740	35	NR	870	1	NR	1000	0	NR
485	53	NR	615	908	NR	745	31	NR	875	1	NR			

REPORT NUMBER: SP1-2407-176-3

Scotopic Flux vs. Wavelength

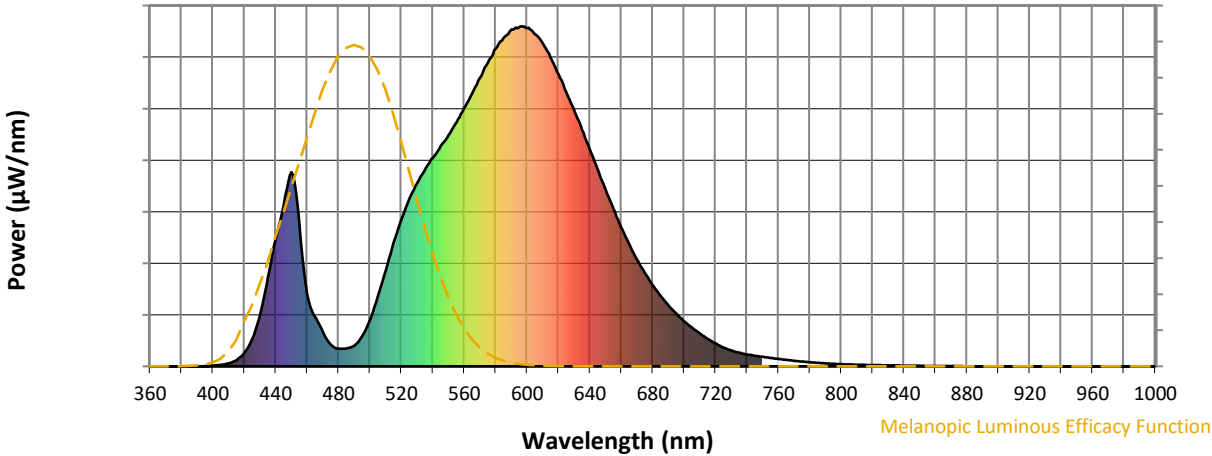


Scotopic Lumens: NR S/P: 1.15

λ (nm)	Power W [^] /nm	Lumens (φ/nm)	λ (nm)	Power W [^] /nm	Lumens (φ/nm)	λ (nm)	Power W [^] /nm	Lumens (φ/nm)	λ (nm)	Power W [^] /nm	Lumens (φ/nm)	λ (nm)	Power W [^] /nm	Lumens (φ/nm)
360	0	NR	490	61	NR	620	859	NR	750	28	NR	880	0	NR
365	0	NR	495	88	NR	625	807	NR	755	25	NR	885	0	NR
370	0	NR	500	137	NR	630	753	NR	760	22	NR	890	0	NR
375	0	NR	505	205	NR	635	697	NR	765	19	NR	895	0	NR
380	0	NR	510	281	NR	640	637	NR	770	16	NR	900	0	NR
385	0	NR	515	363	NR	645	578	NR	775	14	NR	905	0	NR
390	0	NR	520	432	NR	650	520	NR	780	12	NR	910	0	NR
395	1	NR	525	492	NR	655	463	NR	785	10	NR	915	0	NR
400	2	NR	530	539	NR	660	409	NR	790	9	NR	920	0	NR
405	4	NR	535	579	NR	665	359	NR	795	8	NR	925	0	NR
410	9	NR	540	613	NR	670	315	NR	800	6	NR	930	0	NR
415	18	NR	545	648	NR	675	274	NR	805	6	NR	935	0	NR
420	39	NR	550	680	NR	680	239	NR	810	5	NR	940	0	NR
425	81	NR	555	717	NR	685	207	NR	815	4	NR	945	0	NR
430	151	NR	560	759	NR	690	180	NR	820	4	NR	950	0	NR
435	263	NR	565	803	NR	695	155	NR	825	3	NR	955	0	NR
440	375	NR	570	848	NR	700	133	NR	830	3	NR	960	0	NR
445	474	NR	575	892	NR	705	114	NR	835	3	NR	965	0	NR
450	571	NR	580	933	NR	710	97	NR	840	2	NR	970	0	NR
455	421	NR	585	966	NR	715	81	NR	845	2	NR	975	0	NR
460	214	NR	590	991	NR	720	67	NR	850	2	NR	980	0	NR
465	146	NR	595	998	NR	725	55	NR	855	1	NR	985	0	NR
470	101	NR	600	995	NR	730	47	NR	860	1	NR	990	0	NR
475	64	NR	605	977	NR	735	40	NR	865	1	NR	995	0	NR
480	52	NR	610	949	NR	740	35	NR	870	1	NR	1000	0	NR
485	53	NR	615	908	NR	745	31	NR	875	1	NR			

REPORT NUMBER: SP1-2407-176-3

Melanopic Flux vs. Wavelength



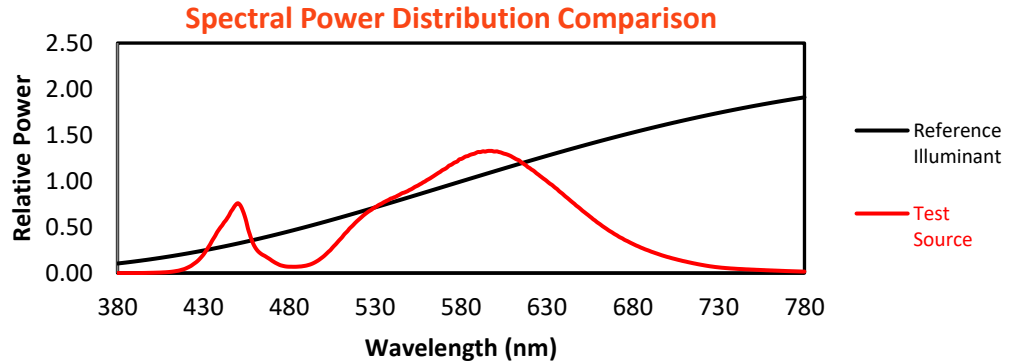
Melanopic Lumens: NR

M/P: 2.01

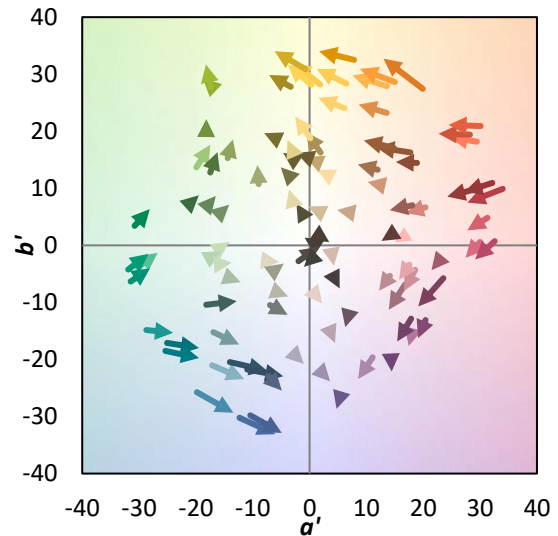
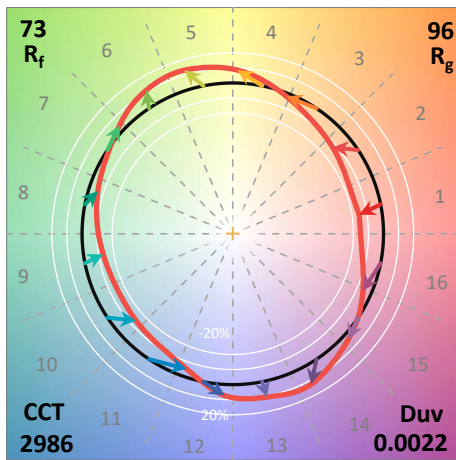
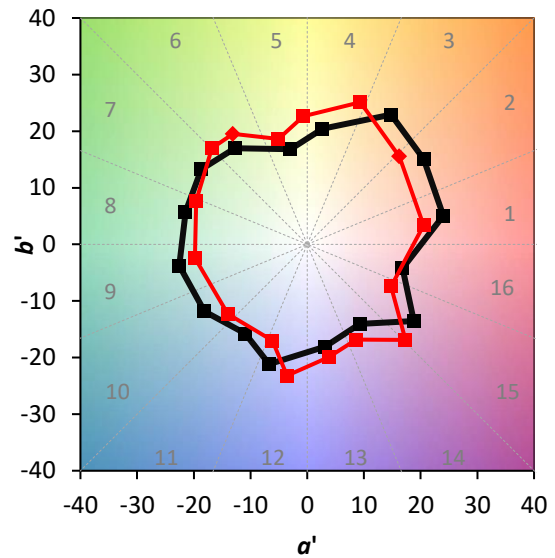
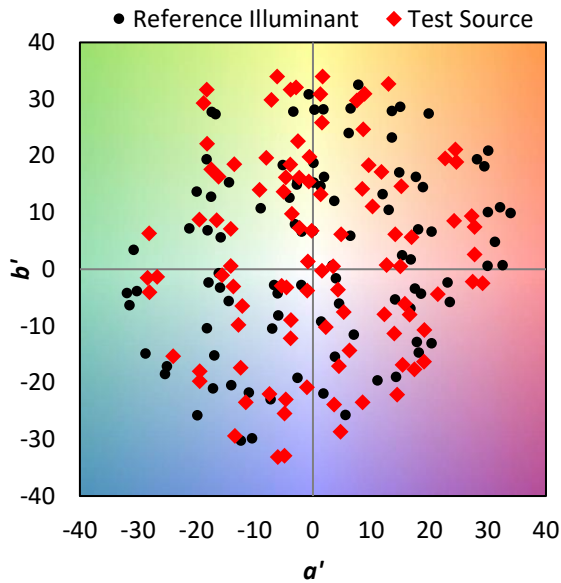
λ (nm)	Power W [^] /nm	Lumens (φ/nm)	λ (nm)	Power W [^] /nm	Lumens (φ/nm)	λ (nm)	Power W [^] /nm	Lumens (φ/nm)	λ (nm)	Power W [^] /nm	Lumens (φ/nm)	λ (nm)	Power W [^] /nm	Lumens (φ/nm)
360	0	NR	490	61	NR	620	859	NR	750	28	NR	880	0	NR
365	0	NR	495	88	NR	625	807	NR	755	25	NR	885	0	NR
370	0	NR	500	137	NR	630	753	NR	760	22	NR	890	0	NR
375	0	NR	505	205	NR	635	697	NR	765	19	NR	895	0	NR
380	0	NR	510	281	NR	640	637	NR	770	16	NR	900	0	NR
385	0	NR	515	363	NR	645	578	NR	775	14	NR	905	0	NR
390	0	NR	520	432	NR	650	520	NR	780	12	NR	910	0	NR
395	1	NR	525	492	NR	655	463	NR	785	10	NR	915	0	NR
400	2	NR	530	539	NR	660	409	NR	790	9	NR	920	0	NR
405	4	NR	535	579	NR	665	359	NR	795	8	NR	925	0	NR
410	9	NR	540	613	NR	670	315	NR	800	6	NR	930	0	NR
415	18	NR	545	648	NR	675	274	NR	805	6	NR	935	0	NR
420	39	NR	550	680	NR	680	239	NR	810	5	NR	940	0	NR
425	81	NR	555	717	NR	685	207	NR	815	4	NR	945	0	NR
430	151	NR	560	759	NR	690	180	NR	820	4	NR	950	0	NR
435	263	NR	565	803	NR	695	155	NR	825	3	NR	955	0	NR
440	375	NR	570	848	NR	700	133	NR	830	3	NR	960	0	NR
445	474	NR	575	892	NR	705	114	NR	835	3	NR	965	0	NR
450	571	NR	580	933	NR	710	97	NR	840	2	NR	970	0	NR
455	421	NR	585	966	NR	715	81	NR	845	2	NR	975	0	NR
460	214	NR	590	991	NR	720	67	NR	850	2	NR	980	0	NR
465	146	NR	595	998	NR	725	55	NR	855	1	NR	985	0	NR
470	101	NR	600	995	NR	730	47	NR	860	1	NR	990	0	NR
475	64	NR	605	977	NR	735	40	NR	865	1	NR	995	0	NR
480	52	NR	610	949	NR	740	35	NR	870	1	NR	1000	0	NR
485	53	NR	615	908	NR	745	31	NR	875	1	NR			

Summary

$R_f = 73.2$
 $R_g = 95.9$
 $CIE R_a = 71.3$
 $R_9 = -25.2$

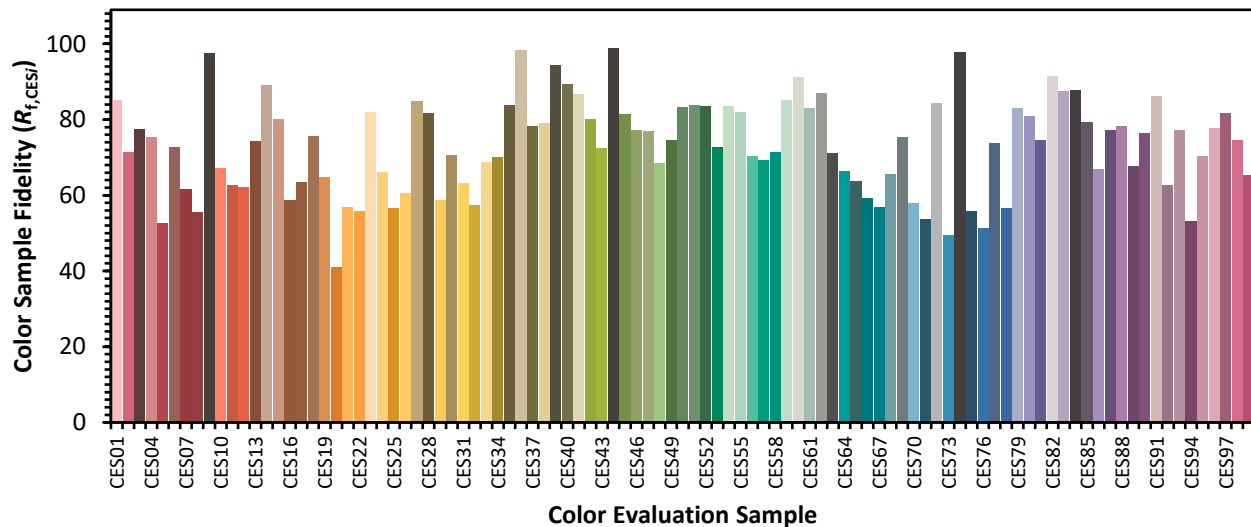


Color Vector Graphics

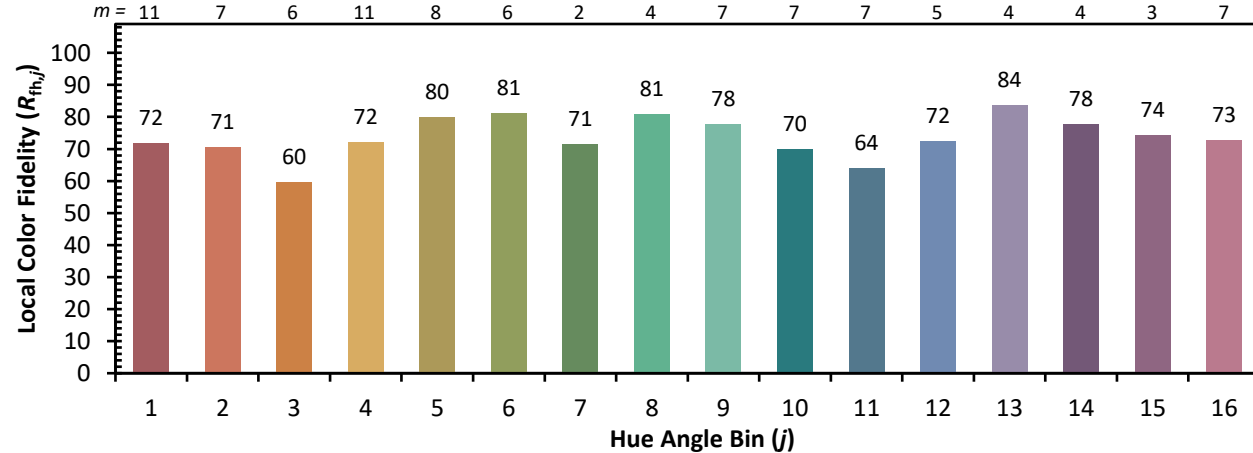
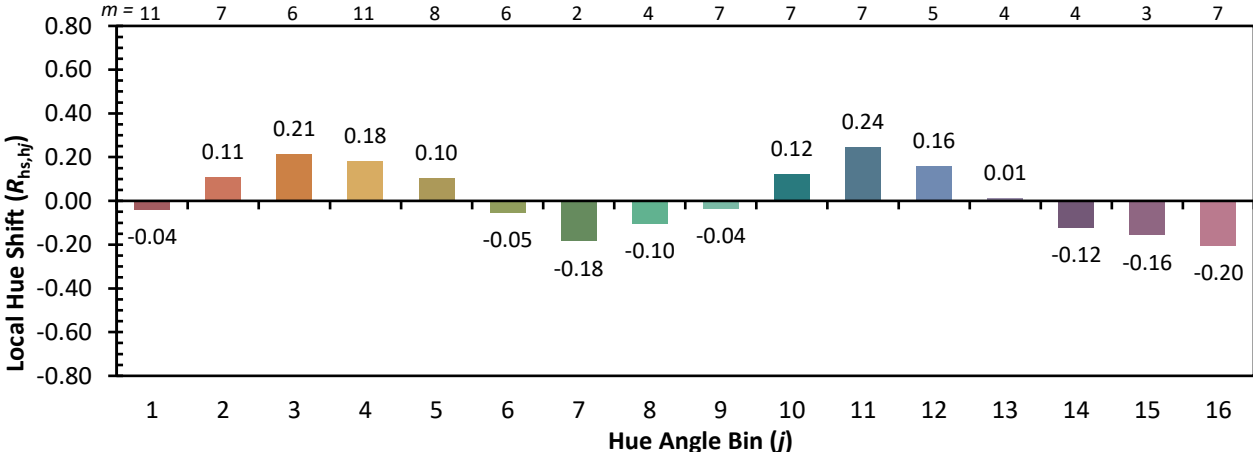
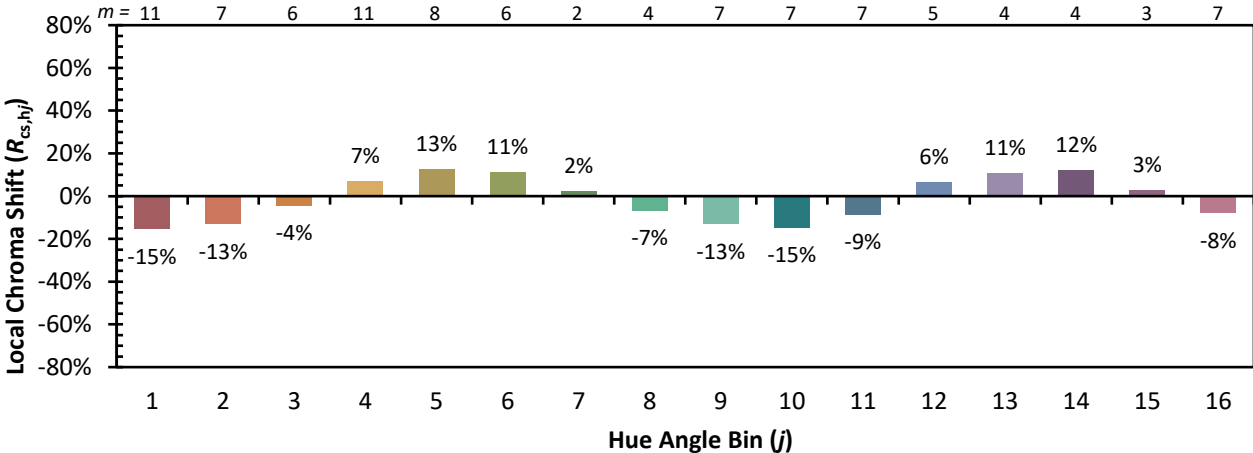


Individual Sample Fidelity Index ($R_{f,i}$)

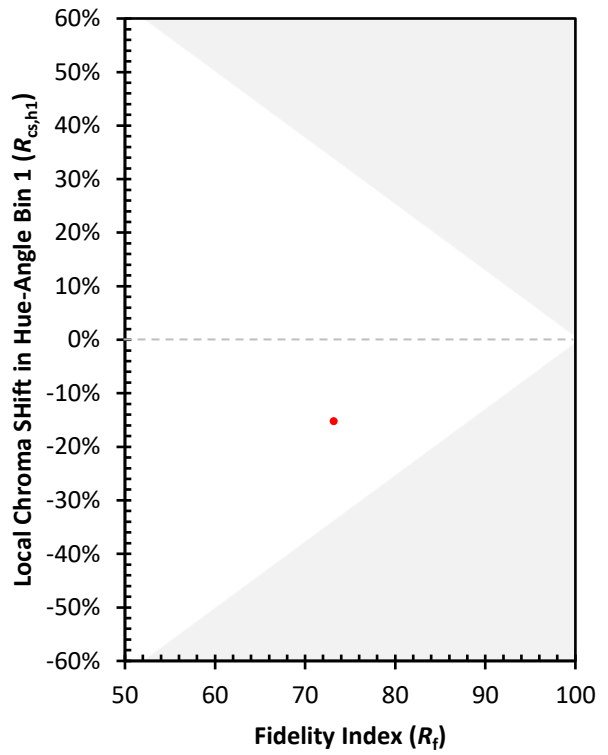
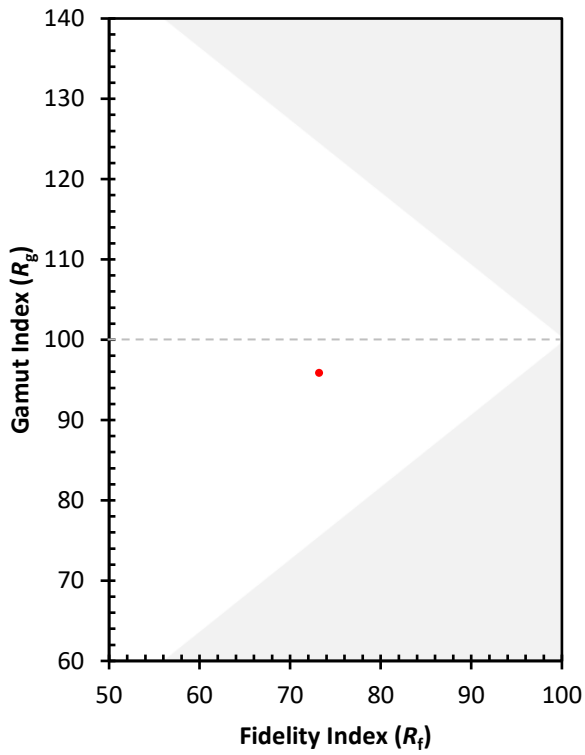
CES01 = 86	CES26 = 61	CES51 = 84	CES76 = 51
CES02 = 62	CES27 = 85	CES52 = 84	CES77 = 74
CES03 = 31	CES28 = 82	CES53 = 73	CES78 = 56
CES04 = 71	CES29 = 59	CES54 = 84	CES79 = 83
CES05 = 49	CES30 = 71	CES55 = 82	CES80 = 81
CES06 = 51	CES31 = 63	CES56 = 70	CES81 = 75
CES07 = 41	CES32 = 57	CES57 = 69	CES82 = 92
CES08 = 40	CES33 = 69	CES58 = 71	CES83 = 88
CES09 = 29	CES34 = 70	CES59 = 85	CES84 = 88
CES10 = 76	CES35 = 84	CES60 = 91	CES85 = 79
CES11 = 59	CES36 = 98	CES61 = 83	CES86 = 67
CES12 = 65	CES37 = 78	CES62 = 87	CES87 = 77
CES13 = 43	CES38 = 79	CES63 = 71	CES88 = 78
CES14 = 74	CES39 = 94	CES64 = 66	CES89 = 68
CES15 = 71	CES40 = 89	CES65 = 64	CES90 = 76
CES16 = 47	CES41 = 87	CES66 = 59	CES91 = 86
CES17 = 50	CES42 = 80	CES67 = 57	CES92 = 63
CES18 = 56	CES43 = 73	CES68 = 66	CES93 = 77
CES19 = 73	CES44 = 99	CES69 = 75	CES94 = 53
CES20 = 66	CES45 = 81	CES70 = 58	CES95 = 70
CES21 = 87	CES46 = 77	CES71 = 54	CES96 = 78
CES22 = 79	CES47 = 77	CES72 = 84	CES97 = 82
CES23 = 92	CES48 = 68	CES73 = 49	CES98 = 75
CES24 = 91	CES49 = 74	CES74 = 98	CES99 = 65
CES25 = 73	CES50 = 83	CES75 = 56	



Color Rendition by Hue-Angle Bin



Measure Comparisons



(END OF REPORT)